


I let some time pass from the last post because the works have been many but small so I waited to have a consistent final result before doing the update.

Here's what I did:

Compared to where we left off, in the meantime the glue has dried and the basic structure of the dinette is ready to be completed with the other parts.



I insert the two small steps in correspondence with the seats that protrude slightly from the raised platform.



Then I build the wooden seat with 2mm thick mahogany tablet pieces.

The bottom of the seat is slightly lower than the structure to contain and hold the cushion in place. The front has a white stripe, obtained by applying a strip of paper, and a handle that is used to open a chest of drawers.



I also build the other seat in correspondence with the table and I glue them both to the dinette structure.






I make the driver's seat in the same way and then I build the front panel of the control structure. Also for this part I use strips and pieces of mahogany.




With 2 pieces of silver plastic I simulate the hinges and also glue this part to the structure. I made a cut in the side of the structure for the control lever.



In this overall view, you can see how the front panel of the driver's seat has a small air intake.



To complete the structure of the controls, I built the upper panel on which, subsequently, I will put all the instruments.



In the meantime, Ben put the boat in the water after the maintenance work and so he had the opportunity to give me more information and measurements and to send me some photos. An invaluable help!

For example, he pointed out to me that the backrests of the seats are actually tapered towards the top, and so I made this change.



I then built the small superstructure on the side of the driver's seat and next to the seat of the table, which hide bilge blowers. They can be seen highlighted in these two photos..



And here they are, respectively, on the left and right in the photo. Although they have been obtained from the same mahogany tablet, the left piece appears darker because it has already been treated with white spirit.

