

Ben, the owner of the Etoile de Paris, pointed out to me that the backrest of the rear seat of the dinette is higher than the original, in fact it goes beyond the lower edge of the window.



So, with a lot of patience and a bit of good luck, I managed to saw off the excess and bring the backrest to the correct size.




Now I build the gullwing located above the driver's seat. Usually, especially during navigation, it is kept open and folded up on the roof but I prefer it in the closed position to see the details.




So, Ben sent me a detailed photo of it. It is very beautiful, with the mahogany frame and the transparent perspex.




I prepare a sketch with the measurements then I glue some thin strips of mahogany Decoflex on an acetate rectangle, which I cover with paper tape so as not to scratch it during the subsequent activities (as has already happened with the windows.....)



I then build the piece of frame that is fixed to the roof and on which the gullwing hinges.



A dry test to see if everything fits, it seems to me so.



Then I round off the corners and smooth the wooden parts with sandpaper, then a light wash with white spirit and a little linseed oil to highlight the grain. The piece is now ready and I can put it aside as it will be placed at the end.

