


I continue with the painting finishing the cockpit deckhouse roof, which I then glue in place.




Now I paint the topside of the hull passing several light coats of white acrylic paint after appropriate masking. Here is the final result.




While waiting between coats of paint, I begin to make the accessories.

For the bow hatch porthole I used small 1mm styrene strips and a small piece of acetate for the glass.



For the aft vent grate, after a bit of puzzling, I figured I'd recycle the gauze structure used for the door trellis and strips of cardboard for the border.



I then used the Molotow marker for the chrome plating of the two pieces. Obviously for the half hull only one half needs to be built....



I obtain the small mast from a piece of Decoflex mahogany as it will be attached to the base and therefore only the side with the essence of wood will remain visible. Instead, for the cross tree, I use a 0.5 mm mahogany strip because it will be visible on both sides.

